

# Welcome to Year 7

# Information Evening

Thursday 14<sup>th</sup> September 2017

*Reigate School*  
HELPING STUDENTS ACHIEVE THEIR ACADEMIC, SOCIAL & PERSONAL POTENTIAL



# Year 7 Information Evening

**Assessment  
& Reporting**

**Parent  
Portal**

**Show my  
Homework**

**Pastoral  
Support**

# Assessment

**Formal assessment Week 1:**

**Dec 4<sup>th</sup> → Dec 8<sup>th</sup>**

**Formal assessment Week 2:**

**May 14<sup>th</sup> → May 18<sup>th</sup>**

**Take place just before the Spring  
and Summer reports**

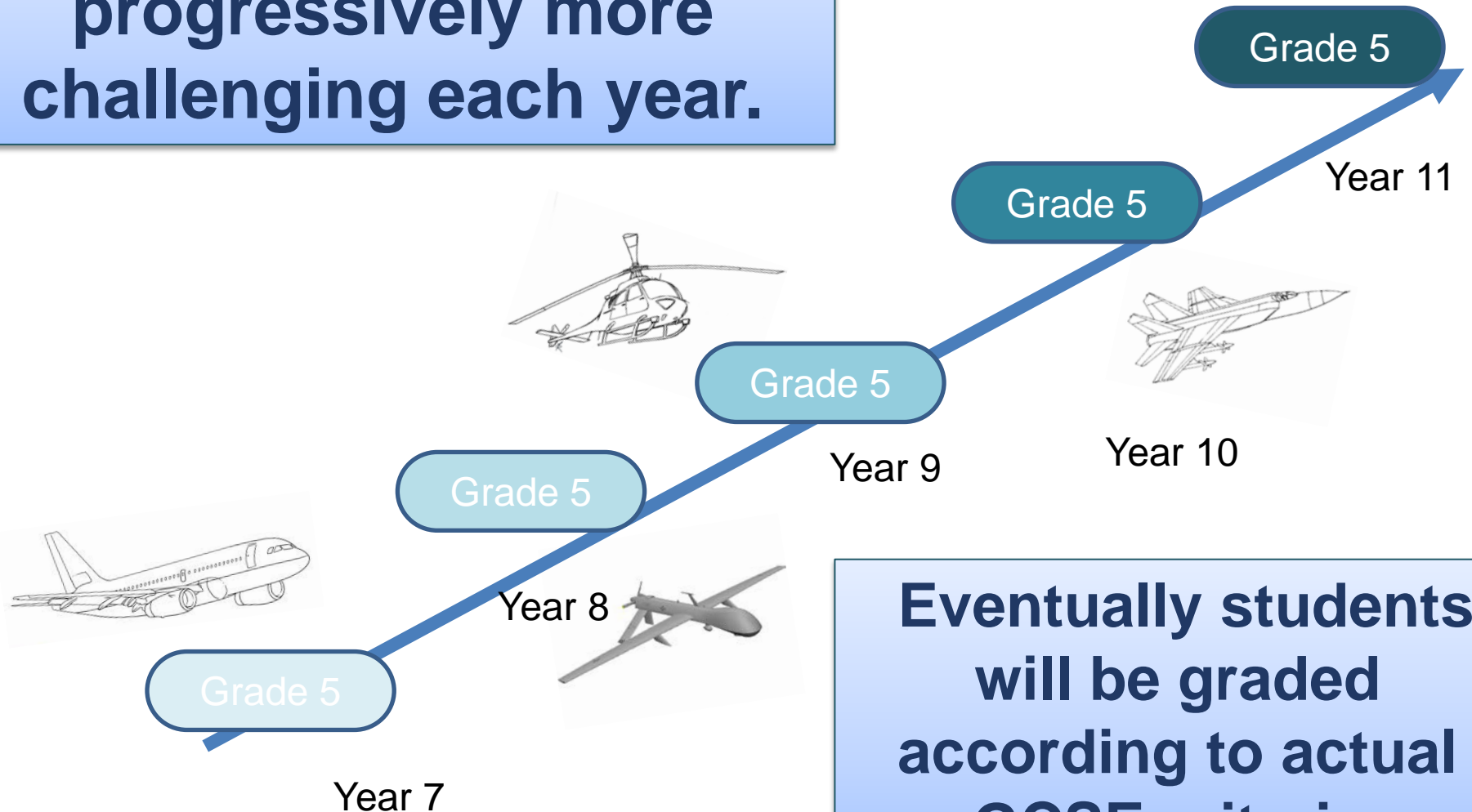
# Assessment

<b>Subject</b>	<b>Overview of assessment</b>	<b>Useful revision websites/guidance</b>
<b>Art</b>	Students will be undertaking a personal review of their progress so far against the Year 7 assessment criteria.	N/A
<b>Dance</b>	Students will be undertaking a one hour assessment covering the following topics: Fighting Feet. Covering Gumboot Dancing and Capoeira. Pupils will be given the choice of performing either of the learnt styles or combining them together. They will choreograph and perform in duets that the teacher will decide on	Welcome to look up Gumboot/Capoeira videos on line but no preparation expected.
<b>Design &amp; Tech</b>	The assessment will cover designing, workshop safety and how simple products are made. The test will be 1 hour long. Design theme: Encouraging children to practice handwriting skills and engage in creative writing.	Students should research and practice drawing products that would encourage children to enjoy and develop handwriting skills.
<b>Drama</b>	Students will be expected to undertake a practical improvisation and will be graded on their ability to create a performance from scratch in groups.	Students will just need to reflect upon their own work over this term.
<b>English</b>	Students will be answering a question, for which they will have 45 minutes, that focuses on writing a new short chapter from the novel that the students are currently reading. It will be testing AO 5 and AO 6. They also will need to use the same style, narrative perspective, themes, characters and structure as the text.	The best source is the text itself as they will be required to use the same style and structure as the author. They will need to revise linguistic features to use. Students could look at other novels by the same writer.

# Assessment

YOUR  
LONDON  
AIRPORT  
*Gatwick*

Assessment becomes progressively more challenging each year.



Eventually students will be graded according to actual GCSE criteria.

# Assessment

New GCSE grade:	How current GCSE grades will approximate to the new GCSE grades although this may vary slightly between subjects
9	Top A* performers; around the top half of the 6.8 per cent who got A*s this year are likely to achieve this.
8	Approximately the bottom half of the 6.8 per cent who got A*s this year are likely to achieve this.
7	Equivalent to an A grade pass.
6	Top third of a current B grade pass.
5	Bottom two thirds of a current B grade pass.
4	Equivalent to a current C grade pass.
3	Equivalent to a current D grade pass.
2	Equivalent to a current E grade pass.
1	Equivalent to grade F and G passes.

# Reporting

- ***One formal report each term.***
- ***The following types of information in the reports:***
  - Study habits – every report.**
  - Academic progress made – Spring and Summer reports.**
  - Areas for Improvement – Summer report.**
  - Tutor comments –Summer report.**

# a) Study habits


Each student is graded against the following four categories in each subject:

Subject	Behaviour	Homework	Motivation	Organisation
English	1	2	1	1

Each category is scored on a 1 – 4 basis depending on whether the student always, usually, occasionally or never meets all of their teacher's expectations.



# b) Academic Progress



**Above expected**

**Expected**

**Below expected**

Progress is based on latest test results compared to starting points (KS2) & previous test results

## c) Areas for Improvement

- In the Summer report each student will be given 2 – 4 different subject specific areas to work on.
- Main aim is to make you aware of what your child has been told.



# d) Tutor Report

- ✓ **Every student will have one tutor report at the end of the year.**
- ✓ **Full written comment by the tutor to reflect all the achievements by the student over the year.**



# Reports Example

	Progress	Behaviour	Homework	Motivation	Organisation
English	E	1	1	2	1
Maths	M	3	2	1	4
Science	M	1	1	1	1
Geography	B	3	3	2	1
.....	..	..	..	..	..

# Parental Portal

**What is the Parental Portal AKA SIMS Learning Gateway (SLG)?**

Allows parents/carers to have access to certain information that we keep about their children:

**1. Attendance**

**2. Formal reports**

**3. Achievement points**

**4. Behaviour log**

**5. Timetable**

# Parental Portal

## 1. Attendance

**Can I see whether my child has arrived in school?**

- It uses real-time data, so the information is always current.
- Reigate School takes electronic registers in morning form time and in all five lessons.
- Our tutors finish their morning registers by 9:05am. You will be able to log in to SLG at 9:05am to see whether your child has been marked as present.
- However, there are several reasons why the register may be late going into the SIMS system.
- If you notice that your child is not registered, please wait and check after 9.30am before contacting the school.

◆ Online Payments

◆ School Intranet

◆ Parental Portal (SLG) Login

◆ Parent Support (SLG)



School  
al now.  
More



# Parental Portal (SLG) Login

## PARENTAL PORTAL (SLG) LOGIN

[Click here to log into the Learning Gateway](#)

### Parental Portal (SLG) Technical Support

To request technical support, including issuing and updating information on your Parent Portal account, please contact the **'Contact Us'** section in the menu opposite.

### Changing your password

Don't forget to set your own password for the Parent Portal. Once logged in, click on the "My Account Page".



### Additional Information

[Contact Us](#)

[Quick Start Guide](#)

[Help Sheets](#)

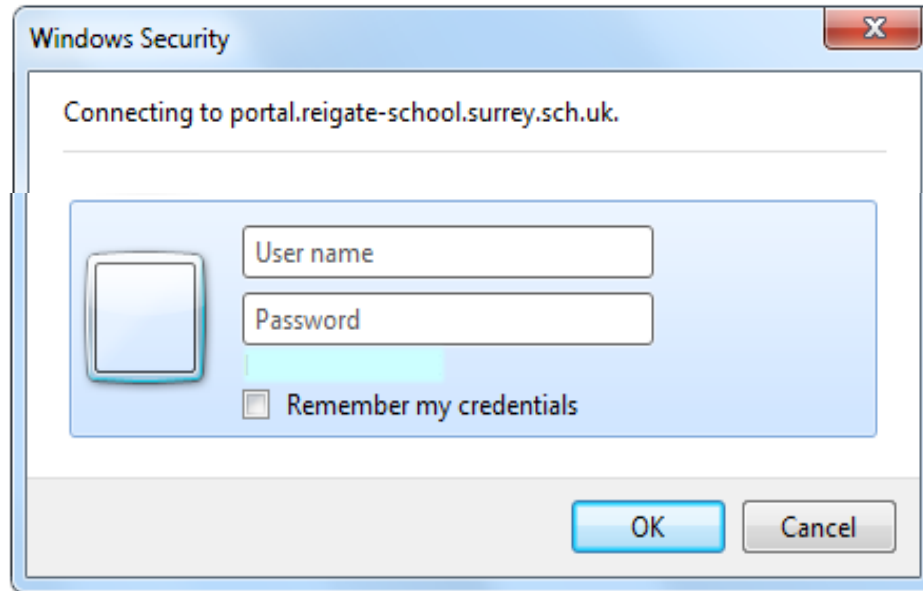
[About SLG](#)



# Parental Portal

## Logging into Parental Portal (SLG)

1. A login screen is displayed. Enter the login details that have been provided to you by the school.



Example Username: slg.MrJBloggs (slg prefix must be used)

# Reigate School

*Helping students achieve their academic, social and personal potential*

HOME

PARENTS/CARERS

 All Site Content



Reigate  
Home

Reigate School

## Welcome to the Reigate School Portal for Parents/Carers and Teachers

The Portal has been designed to improve home/school communication and to allow parents to take a more informed view of their children's progress at school.

After you have securely logged in you will be able to access your children's attendance, assessment, behaviour, timetable and reports from within the Portal.

Teachers will be able to access their timetable, edit and review marksheets, reports and behaviour.



SIMS Learning Gateway

My Account Page

My Children D

All Site Content

Parents  
Home

Reigat

ing C

avail:

**Go to My Account Page  
and change your  
password to a more  
memorable one**

load your child's reports.





## Parents

The My Children Dashboard displays key information about your children and contains four main areas:

**Headlines**  
**Today's Attendance**  
**Events**

**Headlines**

**Today's Attendance**

**Events**

**My Children Links**

### HeadLines



### Events

### Achievements

received recognition for Good homework. This was recorded on Friday last week

Friday last week [More Details...](#)

received recognition for Reigate Expectations. This was recorded on Friday last week

Friday last week [More Details...](#)

received recognition for Good motivation and behaviour. This was recorded on Friday last week

Friday last week [More Details...](#)

### My Children Links

[Student Dashboard](#)

[View Reports](#)

[Data Collection Sheet](#)



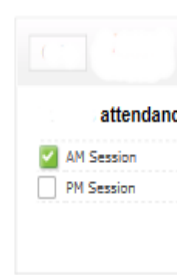
## Parents

### HeadLines



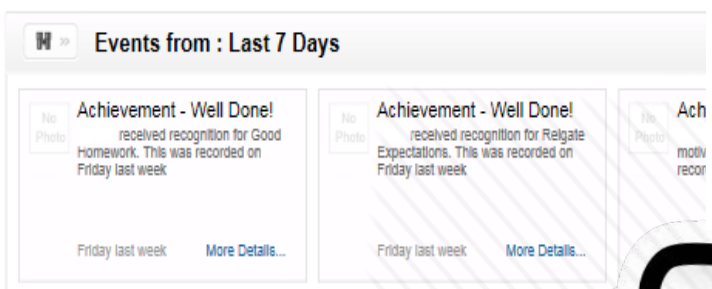
A widget showing a profile picture placeholder with 'No Photo' text, a large number '11' representing 'Total achievement points (Current academic year)', and a progress bar at the bottom with 10 colored dots.

### Today's Attendance

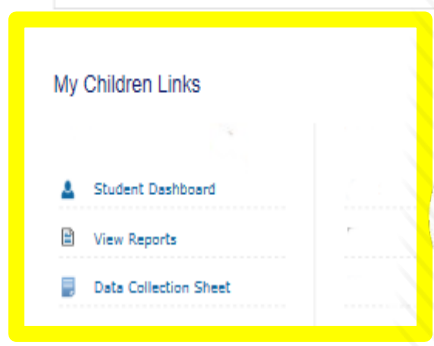


A widget for 'Today's Attendance' with a calendar icon, a 'attendance' label, and two checkboxes: 'AM Session' (checked) and 'PM Session' (unchecked).


### Events



An 'Events from : Last 7 Days' widget showing three achievement notifications. Each notification includes a 'No Photo' placeholder, the text 'Achievement - Well Done!', a description of the achievement, the date 'Friday last week', and a 'More Details...' link.



A 'My Children Links' widget with a yellow border containing three links: 'Student Dashboard', 'View Reports', and 'Data Collection Sheet', each with a corresponding icon.




The My Children Links panel provides hyperlinks to view the details of your children that currently attend the school. Here you will find links to:

- Student Dashboard**
- View Reports**
- Data Collection Sheet**

[SIMS Learning Gateway](#)[My Account Page](#)[My Children Dashboard](#)[All Site Content](#)

## Parents

### Student Details

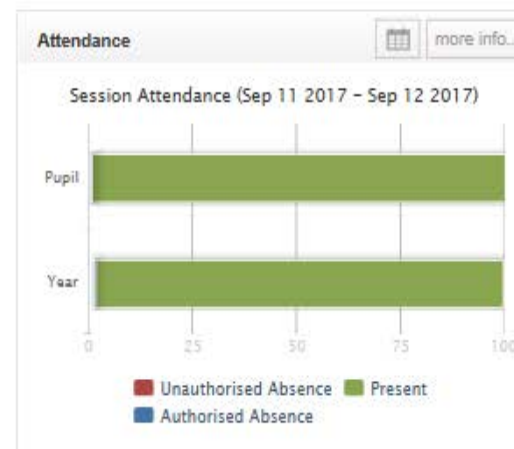
[more info...](#)  


**Preferred Name**

**Year Group**

**Reg Group**

[Timetable](#)



**Student Dashboard -  
Student details, timetable,  
attendance and conduct**

## Parents

Reigate School > Parents > SLGPages > ViewReports

Parents


### View Reports

Display:  By Category  List

▶ Academic Year 2014/2015

▶ Academic Year 2015/2016

▼ Academic Year 2016/2017

 [Year 9 Summer Report 2016-17](#) Available Until: 31 Aug 2019

The **View Reports** panel provides access to profile and assessment reports that have been published for your child.

Click the report you wish to view to display the **File Download** dialog, save as. Click the **Open** button to display the online report as a PDF.

 [Year 9 Autumn Report 2016-17](#) Available Until: 31 Aug 2019



## Parents

Reigate School > Parents > SLGPages > DataCollectionSheet

Parents

Data Collection Sheet


Reigate School


[DATA COLLECTION SHEET](#)


Welcome


### Welcome


Welcome to the data collection wizard. This wizard is designed to collect information held by the school about your child so that it records.

 **Student Details**  
Basic details of your child e.g. preferred name, date of birth

 **Contacts**  
Basic details of contacts associated to your child

 **Medical**  
Medical information eg medical practices and medical conditions

 **Dietary & Meal**  
Dietary information eg meal choices and dietary preferences

 **Finish**  
Review changes and submit to school for processing



Use the Data Collection Sheet wizard to submit changes details about your children. You can update student details, contacts, medical information, meals and dietary information. NB After submitting the Data Collection Sheet, the link then disappears from the My Children Links panel for that child.

The link will become available again when the school has incorporated the changes that you submitted into the database.





# Parental Portal

- **What if I spot inaccuracies in the information?** Data integrity is important to us. While we endeavour to make sure that all of our data is accurate, we realise that mistakes are possible. Please email [info@reigate-school.surrey.sch.uk](mailto:info@reigate-school.surrey.sch.uk) with your query.
- **Who gets access to this information?** If you are not the primary contact and have parental responsibility but you have not received your username, please visit: [https://reigateschool.fluencycms.co.uk/Parental-Portal-\(SLG\)-Support](https://reigateschool.fluencycms.co.uk/Parental-Portal-(SLG)-Support) where you can submit your username and password request using our online form.
- **What do I do if I forget my username or password?** Please visit: [https://reigateschool.fluencycms.co.uk/Parental-Portal-\(SLG\)-Support](https://reigateschool.fluencycms.co.uk/Parental-Portal-(SLG)-Support) where you can submit your query using our online form.

# Year 7 Information Evening

**Assessment  
& Reporting**

**Parent  
Portal**

**Show my  
Homework**

**Pastoral  
Support**

# Year 7 2017-18

## Pastoral Care

YEAR 7 BAND R			YEAR 7 BAND S			YEAR 7 BAND T		
Mr R Jones			Mrs L Singleton			Mr D Marsh		
7TSG	Mrs T Sgambellone / Mrs N Alexander	18	7ESA	Mrs E Salisbury	A0	7LWA	Mrs L Watt	A3
7DKI	Mr D Kilpatrick	T4	7ELA	Miss E Lane	12	7PBO	Mr P Bowdery	9
7MHY	Miss M Hussey	A1	7PDE	Miss P De Cambre / Mrs F Barker-Field	S2	7MDA	Mrs M Dawson	RC
7VKE	Miss V Keohane	T5	7MHI	Mrs M Higgins / Mrs S Larsen	15	7PCO	Mr P Collins	M1
7GJE	Miss G Jefferies / Mrs L Jacques	T11	7CHN	Mr C Hamilton	5	7CWH	Mrs C Whitmore	M5
7AME	Mr A Mee	11	7CWO	Mrs C Woodcock	10	7TMA	Miss T Maloney	T9

*Reigate School*

HELPING STUDENTS ACHIEVE THEIR ACADEMIC, SOCIAL & PERSONAL POTENTIAL



# Year 7 2017-18

## The School Day:

8.45 - 9.05: Tutor time/assemblies.

9.05 - 10.05: Lesson one.

10.05 - 11.05: Lesson two.

11.05 - 11.25: Break time.

11.25 - 12.25: Lesson three.

12.25 - 13.00: Lunch.

13.00 - 14.00: Lesson four.

14.00 - 15.00: Lesson five.

*Reigate School*

HELPING STUDENTS ACHIEVE THEIR ACADEMIC, SOCIAL & PERSONAL POTENTIAL



# Year 7 2017-18

## Uniform

- Jumpers: should be worn at all times unless permission is given for children to remove them whilst in class.
  - Shirts: to be tucked in and sleeves not rolled up.
- Blouses: not to be tucked in and sleeves not to be rolled up.
- Skirts: not to be rolled up, should be just above the knee.
  - Shoes: leather shoes must be worn.
- **PLEASE LABEL ALL CLOTHES AND BELONGINGS.**

*Reigate School*  
HELPING STUDENTS ACHIEVE THEIR ACADEMIC, SOCIAL & PERSONAL POTENTIAL



# Year 7 2017-18

**Jewellery** should not be worn in school.

Exceptions are a wristwatch (inexpensive), a discreet necklace, one ring and one pair of very small hoop or stud earrings worn in the earlobe.

Unconventional or extreme **haircuts** and unnatural colouring are not permitted.

Nail varnish and acrylic nails should not be worn.

*Reigate School*  
HELPING STUDENTS ACHIEVE THEIR ACADEMIC, SOCIAL & PERSONAL POTENTIAL



# Year 7 2017-18

**Mobile phones:** These should not be used in form time or lessons unless with permission of the teacher.

**Headphones** should not be seen at any time in lessons.

**Social Media & Phone Use:** We will work with you to promote positive use of social media.

*Reigate School*  
HELPING STUDENTS ACHIEVE THEIR ACADEMIC, SOCIAL & PERSONAL POTENTIAL



# Year 7 2017-18

## Detention escalation:

Class teacher: Break / lunch (15mins)

Class teacher: After school (30mins)

Head Of Department: After school (45mins)

Head Of Year: Friday after school (60mins)

Isolation: Duration varies depending on severity.

*Reigate School*  
HELPING STUDENTS ACHIEVE THEIR ACADEMIC, SOCIAL & PERSONAL POTENTIAL





# Year 7 2017-18

Achievement  
Points:

Reigate School



= 150 points

Reigate School



= 300 points

Reigate School



= 450 points

*Reigate School*  
HELPING STUDENTS ACHIEVE THEIR ACADEMIC, SOCIAL & PERSONAL POTENTIAL



# Year 7 2017-18

## Clubs:

We are expecting all students to attend at least one club before half term.

All form tutors have a list of available clubs.

We will be holding a "Freshers' Fayre" event to promote clubs and teams within the year group.

*Reigate School*  
HELPING STUDENTS ACHIEVE THEIR ACADEMIC, SOCIAL & PERSONAL POTENTIAL



# Opportunities



# Year 7 2017-18

## Contact:

We are here to support you and your child throughout their time here at Reigate School.

If you need to contact us about anything, please use the [info@reigate-school.surrey.sch.uk](mailto:info@reigate-school.surrey.sch.uk) email address, or phone 01737 243166.

We will always aim to respond within 24 hours.

*Reigate School*  
HELPING STUDENTS ACHIEVE THEIR ACADEMIC, SOCIAL & PERSONAL POTENTIAL



# Year 7 Information Evening

Thank you for attending!

*Assessment  
& Reporting*

*Parent  
Portal*

*Show my  
Homework*

*Pastoral  
Support*